

KEDIA ADVISORY



DAILY SPICES REPORT

30 January 2026

Kedia Stocks and Commodities Research Pvt. Ltd.

SEBI Registration Number: INH000006156 | Disclaimer: <https://kediaadvisory.com/disclaimer>

 FOLLOW US





NCDEX Future Market Update

Commodity	Expiry	Open	High	Low	Close	% Change
TURMERIC	20-Apr-26	16,780.00	17,000.00	16,210.00	16,914.00	1.49
TURMERIC	20-May-26	16,506.00	17,080.00	16,160.00	17,016.00	2.10
JEERA	20-Mar-26	23,810.00	24,675.00	23,705.00	24,275.00	1.72
JEERA	20-Apr-26	23,910.00	24,950.00	23,910.00	24,385.00	1.48
DHANIYA	20-Apr-26	11,040.00	11,680.00	11,040.00	11,536.00	4.25
DHANIYA	20-May-26	11,252.00	11,798.00	11,230.00	11,650.00	4.00

Spot Market Update

Commodity	Place	Price	% Chg
Jeera	उंझा	23,777.90	0.31
Jeera	जोधपुर	23,200.00	-0.85
Dhaniya	गोंडल	10,536.45	0.17
Dhaniya	कोटा	10,980.15	-0.24
Turmeric (Unpolished)	निजामाबाद	15,622.25	0.2
Turmeric (Farmer Polished)	निजामाबाद	16,458.10	-0.37

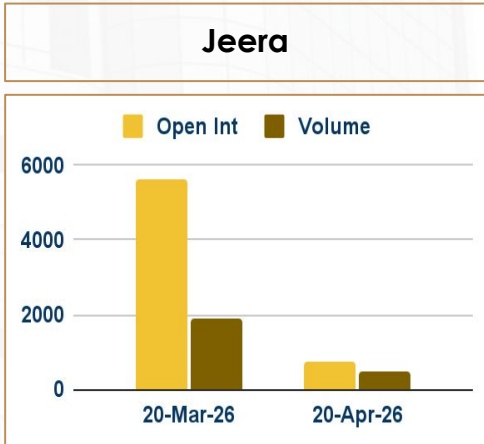
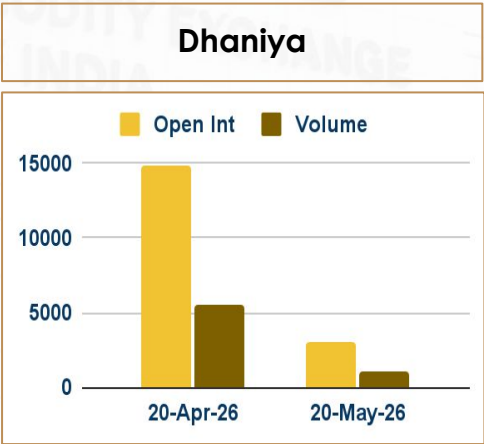
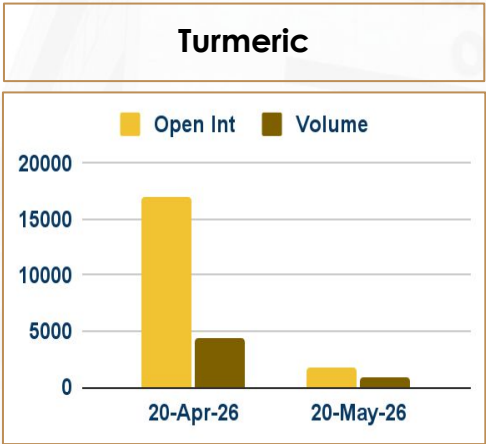
Currency Market Update

Currency	Country	Rates
USDINR	India	91.94
USDCNY	China	6.95
USDBDT	Bangladesh	122.49
USDHKD	Hongkong	7.81
USDMYR	Malaysia	3.94
USDAED	UAE	3.67
EURUSD	Europe	1.19

Open Interest Snapshot

Commodity	Expiry	% Change	% Oi Change	Oi Status
TURMERIC	20-Apr-26	1.49	-1.19	Short Covering
TURMERIC	20-May-26	2.10	9.34	Fresh Buying
JEERA	20-Mar-26	1.72	2.47	Fresh Buying
JEERA	20-Apr-26	1.48	14.29	Fresh Buying
DHANIYA	20-Apr-26	4.25	0.71	Fresh Buying
DHANIYA	20-May-26	4.00	13.44	Fresh Buying

OI & Volume Chart





Technical Snapshot



BUY JEERA MAR @ 24000 SL 23800 TGT 24400-24700. NCDEX

Spread JEERA APR-MAR 110.00

Observations

Jeera trading range for the day is 23250-25190.

Jeera gains as weather issues and delayed sowing are keeping cumin prices strong.

Gujarat, is seeing one of the slowest sowing seasons in years because fields are not ready.

However upside seen limited due to comfortable supplies and tepid export interest amid adequate existing stocks.

In Unjha, a major spot market, the price ended at 23777.9 Rupees gained by 0.31 percent.

Trading Levels

Commodity	Expiry	Close	R2	R1	PP	S1	S2
JEERA	20-Mar-26	24,275.00	25190.00	24740.00	24220.00	23770.00	23250.00
JEERA	20-Apr-26	24,385.00	25460.00	24930.00	24420.00	23890.00	23380.00

Technical Snapshot



BUY DHANIYA APR @ 11400 SL 11200 TGT 11700-11900. NCDEX

Spread DHANIYA MAY-APR 114.00

Observations

Dhaniya trading range for the day is 10778-12058.

Dhaniya surged driven by lower sowing and rising crop risks.

In Gujarat, acreage declined by 3.78% to 125,510 hectares, signaling a potential production shortfall.

Prices are also finding support from weather-related threats in Rajasthan's key producing districts, where frost and powdery mildew risks have increased.

In Gondal, a major spot market, the price ended at 10536.45 Rupees gained by 0.17 percent.

Trading Levels

Commodity	Expiry	Close	R2	R1	PP	S1	S2
DHANIYA	20-Apr-26	11,536.00	12058.00	11796.00	11418.00	11156.00	10778.00
DHANIYA	20-May-26	11,650.00	12128.00	11890.00	11560.00	11322.00	10992.00

Technical Snapshot



BUY TURMERIC APR @ 16800 SL 16500 TGT 17100-17400. NCDEX

Spread TURMERIC MAY-APR 102.00

Observations

Turmeric trading range for the day is 15918-17498.

Turmeric gained as arrivals remain below normal and good domestic and international demand.

It is reported that both farmers and stockists have significantly reduced their stocks.

However upside seen limited amid increase in acreage due to favourable rains during the current sowing season.

In Nizamabad, a major spot market, the price ended at 16458.1 Rupees dropped by -0.37 percent.

Trading Levels

Commodity	Expiry	Close	R2	R1	PP	S1	S2
TURMERIC	20-Apr-26	16,914.00	17498.00	17206.00	16708.00	16416.00	15918.00
TURMERIC	20-May-26	17,016.00	17672.00	17344.00	16752.00	16424.00	15832.00



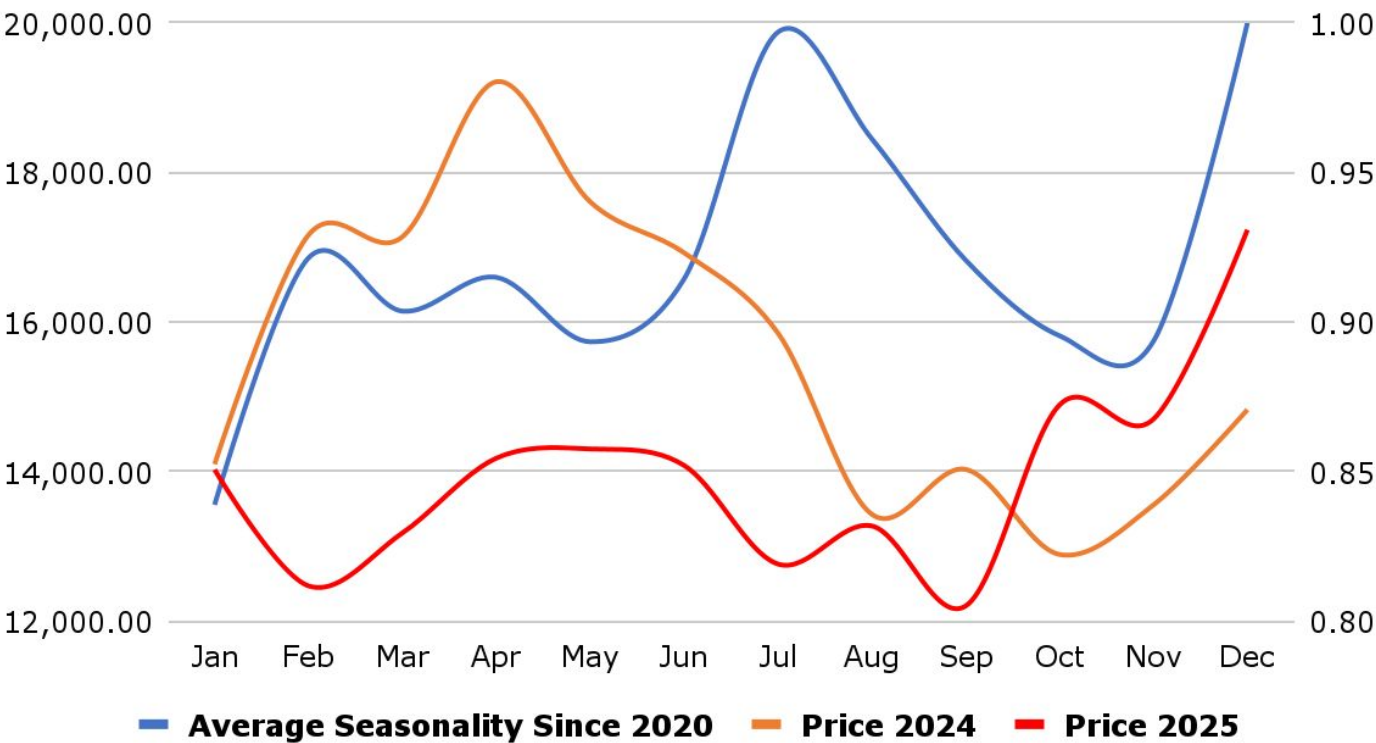
NCDEX Jeera Seasonality



NCDEX Dhaniya Seasonality



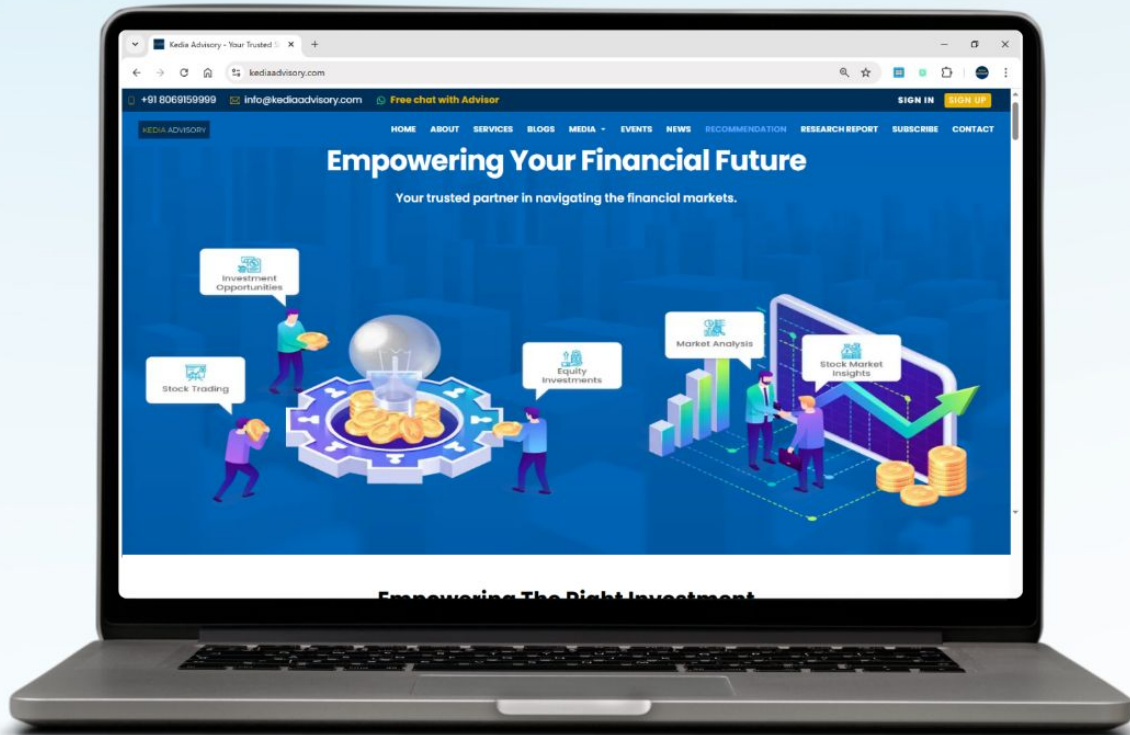
NCDEX Turmeric Seasonality



USDINR Seasonality



Stay Ahead in Markets with Kedia Advisory



Get Live Commodity & Equity Market Updates backed by in-depth research, data-driven insights, and expert analysis.



Why Kedia Advisory

- Real-time market updates
- Key levels & trend direction
- Research-based market views
- Trusted by active traders & investors

Visit: Kedia Advisory Website

www.kediaadvisory.com

CLICK HERE



SCAN ME



Kedia Stocks and Commodities Research Pvt Ltd

SEBI REGISTRATION NUMBER : INH000006156

Aadinath Commercial, Opp. Mumbai University, Vasant Valley Road, Khadakpada, Kalyan West

Investment in securities market are subject to market risks, read all the Related documents carefully before investing.



**Scan the QR to
connect with us**



KEDIA ADVISORY

KEDIA STOCKS & COMMODITIES RESEARCH PVT LTD.

Mumbai. INDIA.

For more details, please contact Mobile: +91 9619551022

Email: info@kediaadvisory.com

SEBI REGISTRATION NUMBER - INH000006156

For more information or to subscribe for monthly updates

Visit www.kediaadvisory.com

This Report is prepared and distributed by Kedia Stocks & Commodities Research Pvt Ltd. for information purposes only. The recommendations, if any, made herein are expressions of views and/or opinions and should not be deemed or construed to be neither advice for the purpose of purchase or sale through KSCRPL nor any solicitation or offering of any investment /trading opportunity. These information/opinions/ views are not meant to serve as a professional investment guide for the readers. No action is solicited based upon the information provided herein. Recipients of this Report should rely on information/data arising out of their own investigations. Readers are advised to seek independent professional advice and arrive at an informed trading/investment decision before executing any trades or making any investments. This Report has been prepared on the basis of publicly available information, internally developed data and other sources believed by KSCRPL to be reliable. KSCRPL or its directors, employees, affiliates or representatives do not assume any responsibility for or warrant the accuracy, completeness, adequacy and reliability of such information/opinions/ views. While due care has been taken to ensure that the disclosures and opinions given are fair and reasonable, none of the directors, employees, affiliates or representatives of KSCRPL shall be liable for any direct, indirect, special, incidental, consequential, punitive or exemplary damages, including lost profits arising in any way whatsoever from the information/opinions/views contained in this Report. The possession, circulation and/or distribution of this Report may be restricted or regulated in certain jurisdictions by appropriate laws. No action has been or will be taken by KSCRPL in any jurisdiction (other than India), where any action for such purpose (s) is required. Accordingly, this Report shall not be possessed, circulated and/ or distributed in any such country or jurisdiction unless such action is in compliance with all applicable laws and regulations of such country or jurisdiction. KSCRPL requires such a recipient to inform himself about and to observe any restrictions at his own expense, without any liability to KSCRPL. Any dispute arising out of this Report shall be subject to the exclusive jurisdiction of the Courts in India.